

Template periodic disclosure for the financial products referred to in Article 8, paragraphs 1, 2 and 2a, of Regulation (EU) 2019/2088 and Article 6, first paragraph, of Regulation (EU) 2020/852

Product name: C WORLDWIDE GLOBAL EQUITIES ETHICAL

Legal entity identifier: 967600QIGO353E50TF04

## Environmental and/or social characteristics

**Sustainable investment** means an investment in an economic activity that contributes to an environmental or social objective, provided that the investment does not significantly harm any environmental or social objective and that the investee companies follow good governance practices.

The **EU Taxonomy** is a classification system laid down in Regulation (EU) 2020/852 establishing a list of **environmentally sustainable economic activities**. That Regulation does not lay down a list of socially sustainable economic activities. Sustainable investments with an environmental objective might be aligned with the Taxonomy or not.

### Did this financial product have a sustainable investment objective?

Yes

No

It made **sustainable investments with an environmental objective**: \_\_\_\_%

It promoted **Environmental/Social (E/S) characteristics** and while it did not have as its objective a sustainable investment, it had a proportion of \_\_\_\_% of sustainable investments

in economic activities that qualify as environmentally sustainable under the EU Taxonomy

with an environmental objective in economic activities that qualify as environmentally sustainable under the EU Taxonomy

in economic activities that do not qualify as environmentally sustainable under the EU Taxonomy

with an environmental objective in economic activities that do not qualify as environmentally sustainable under the EU Taxonomy

with a social objective

It made **sustainable investments with a social objective**: \_\_\_\_%

It promoted E/S characteristics, but **did not make any sustainable investments**



### To what extent were the environmental and/or social characteristics by this financial product met?

**UN Global Compact:** The Strategy promotes environmental and social characteristics by avoiding investments in companies which at the time of the initial investment in the opinion of the Investment Manager of the Strategy are non-compliant with the 10 principles of the UN Global Compact.

**Sector exclusions:** The Strategy promotes social characteristics by avoiding investments in companies exceeding a certain level of involvement in controversial weapons, military contracting, small arms, adult entertainment, alcoholic beverages, gambling, tobacco products, oil & gas, thermal coal, oil sands, and shale energy.

**Sustainability indicators** measure how the environmental or social characteristics promoted by the financial product are attained.

● **How did the sustainability indicators perform?**

**UN Global Compact:** All investee companies were screened at the time of the initial investment via a third-party data provider, Sustainalytics. In the opinion of the Investment Manager of the Strategy no companies were non-compliant with the 10 principles of the UN Global Compact at the time of investment.

**Sector exclusions:**

Activities	Description of Activities	Level of involvement	Companies exceeding level of involvement
<b>Controversial weapons</b>	Companies involved in the core weapon system of controversial weapons, or components or services of the core weapon system that are considered tailor-made and essential for the lethal use of the weapon.	0%	0
	Companies providing components or services for the core weapon system of controversial weapons, which are either not considered tailor-made or not essential to the lethal use of the weapon.	0%	0
<b>Military contracting</b>	Companies manufacturing military weapon systems or integral, tailor-made components of these weapons.	5%	0
	Company providing tailor-made products or services that support military weapons.	5%	0
<b>Small Arms</b>	Companies involved in the manufacturing, distribution, sale or retail sale of assault weapons.	0%	0
	Companies involved in the manufacturing, distribution, sale or retail sale of small arms or key components to small arms.	0%	0
<b>Adult entertainment</b>	Companies involved in the production or distribution of adult entertainment or owning or operating adult entertainment establishments.	5%	0
<b>Alcoholic beverages</b>	Companies involved in the manufacturing, distribution or retail sale of alcoholic beverages or in supplying alcohol-related products or services to alcoholic beverage manufacturers.	5%	0
<b>Gambling</b>	Companies owning or operating gambling establishments, manufacturing specialized equipment used exclusively for gambling or providing supporting products or services to gambling operations.	5%	0
<b>Tobacco products</b>	Companies involved in the manufacturing, distribution or retail sale of tobacco products or in the supply of tobacco-related products or services.	5%	0
<b>Oil &amp; gas</b>	Companies involved in oil and gas exploration, production, refining, transportation, or storage.	5%	0

	Companies involved in the generation of electricity from oil or gas.	10%	0
<b>Thermal coal</b>	Companies involved in thermal coal extraction.	0%	0
	Companies involved in the generation of electricity from thermal coal.	5%	0
<b>Oil sands</b>	Companies involved in oil sands extraction.	0%	0
<b>Shale energy</b>	Companies involved in shale energy exploration or production.	0%	0

**Principal adverse impacts** are the most significant negative impacts of investment decisions on sustainability factors relating to environmental, social and employee matters, respect for human rights, anti-corruption and anti-bribery matters.

The EU Taxonomy sets out a “do not significant harm” principle by which Taxonomy-aligned investments should not significantly harm EU Taxonomy objectives and is accompanied by specific Union criteria.

The “do no significant harm” principle applies only to those investments underlying the financial product that take into account the EU criteria for environmentally sustainable economic activities. The investments underlying the remaining portion of this financial product do not take into account the EU criteria for environmentally sustainable economic activities.

Any other sustainable investments must also not significantly harm any environmental or social objectives.



## What were the top investments of this financial product?

**Largest investments**                      **Sector**                      **% Assets**                      **Country**

Largest investments	Sector	% Assets	Country
HDFC Bank - ADR	Diversified Financials	6.6	India
Alphabet C	Media & Entertainment	6.1	United States
Thermo Fisher Scientific	Pharmaceuticals, Biotechnology & Life Sciences	6	United States
Novo Nordisk B	Pharmaceuticals, Biotechnology & Life Sciences	5.8	Denmark
Visa	Software & Services	5	United States
Microsoft	Software & Services	4.9	United States
Home Depot	Retailing	4.5	United States
Sony Group	Consumer Durables & Apparel	4.5	Japan
Nestle	Food, Beverage & Tobacco	4.1	Switzerland
Procter & Gamble	Household & Personal Products	4	United States
Amazon.com	Retailing	3.9	United States
ASML	Semiconductors & Semiconductor Equipment	3.6	Netherlands
Ferguson	Capital Goods	3.4	United Kingdom
TSMC - ADR	Semiconductors & Semiconductor Equipment	3.2	Taiwan
Hoya	Health Care Equipment & Services	2.8	Japan

The list includes the investments constituting **the greatest proportion of investments** of the financial product during the reference period which is:

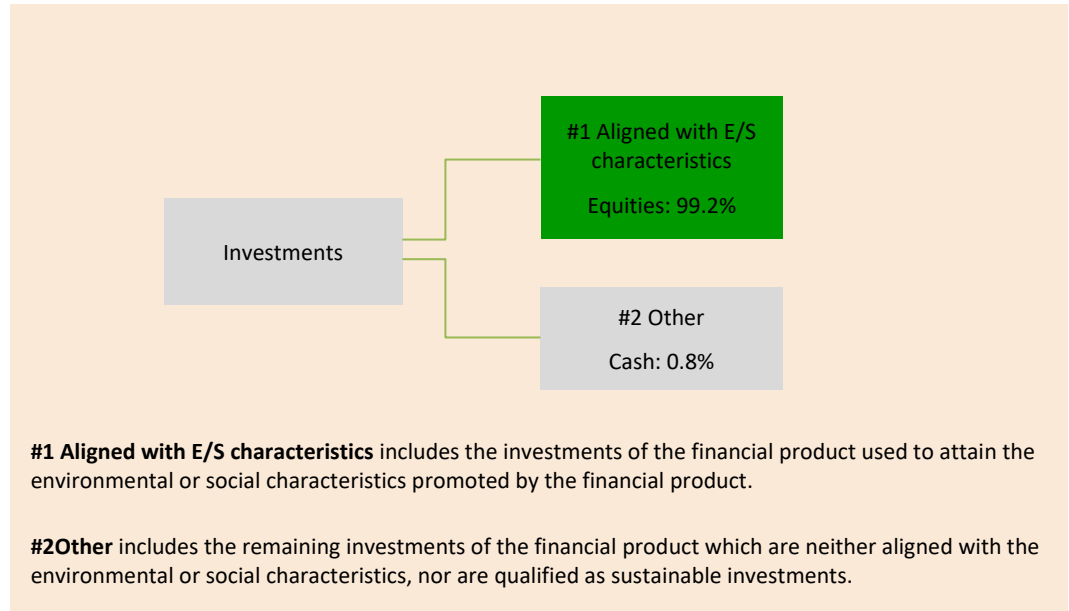
01/01-2022 - 31/12-2022



## What was the proportion of sustainability-related investments?

### ● *What was the asset allocation?*

**Asset allocation** describes the share of investments in specific assets.



The investments of the Strategy mainly consist of equities. All equities are used to meet the environmental or social characteristics promoted by the Strategy, in accordance with the binding elements of the investment Strategy (#1).

The remaining investments of the Strategy consist of cash held as ancillary liquidity (#2).

### ● *In which economic sectors were the investments made?*

Sector	weight
Information Technology	26.3
Financials	16.3
Health Care	14.5
Consumer Discretionary	12.7
Consumer Staples	8.6
Industrials	8.5
Communication Services	6
Materials	4
Real Estate	2.3
Energy	0
Utilities	0

The sectors above, include sectors and sub-sectors of the economy that derive revenues from exploration, mining, extraction, production, processing, storage, refining or distribution, including transportation, storage and trade of fossil fuels as defined in Article 2, point (62), of Regulation (EU) 2018/1999 of the European Parliament and of the Council. The table below shows the companies which derive revenue from the explanation above:

Company	% revenue in the above involvement	Total portfolio weight
Linde Plc	0-5%	1.8%



### To what extent were sustainable investments with an environmental objective aligned with the EU Taxonomy?

- **Did the financial product invest in fossil gas and/or nuclear energy related activities complying with the EU Taxonomy<sup>1</sup>?**

Yes:

In fossil gas  In nuclear energy

No

To comply with the EU Taxonomy, the criteria for **fossil gas** include limitations on emissions and switching to fully renewable power or low-carbon fuels by the end of 2035. For **nuclear energy**, the criteria include comprehensive safety and waste management rules.

**Enabling activities** directly enable other activities to make a substantial contribution to an environmental objective.

**Transitional activities** are activities for which low-carbon alternatives are not yet available and among others have greenhouse gas emission levels corresponding to the best performance.

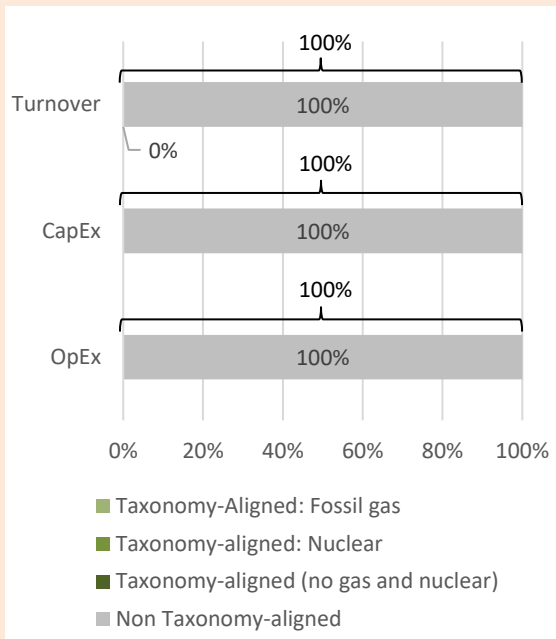
<sup>1</sup> Fossil gas and/or nuclear related activities will only comply with the EU Taxonomy where they contribute to limiting climate change ("climate change mitigation") and do not significantly harm any EU Taxonomy objective -see explanatory note in the left hand margin. The full criteria for fossil gas and nuclear energy economic activities that comply with the EU Taxonomy are laid down in Commission Delegated Regulation (EU) 2022/1214.

**The graphs below show in green the percentage of investments that were aligned with the EU Taxonomy. As there is no appropriate methodology to determine the taxonomy-alignment of sovereign bonds\*, the first graph shows the Taxonomy alignment in relation to all the investments of the financial product including sovereign bonds, while the second graph shows the Taxonomy alignment only in relation to the investments of the financial product other than sovereign bonds.**

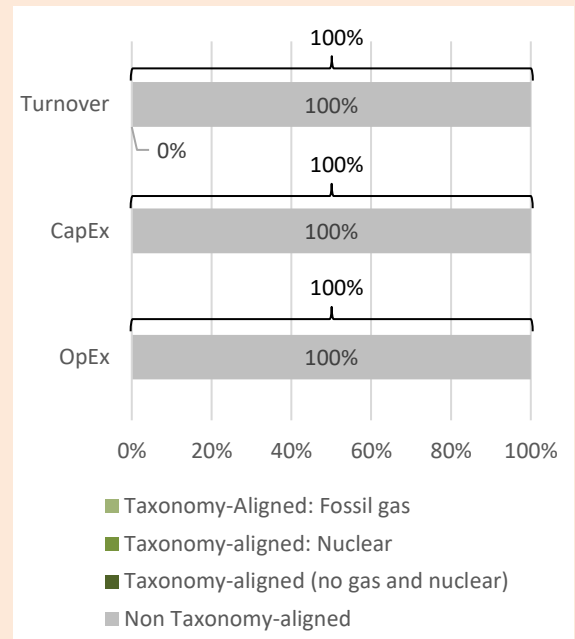
Taxonomy-aligned activities are expressed as a share of:

- **turnover** reflecting the share of revenue from green activities of investee companies
- **capital expenditure (CapEx)** showing the green investments made by investee companies, e.g. for a transition to a green economy.
- **operational expenditure (OpEx)** reflecting green operational activities of investee companies.

**1. Taxonomy-alignment of investments including sovereign bonds\***



**2. Taxonomy-alignment of investments excluding sovereign bonds\***



*\*For the purpose of these graphs, 'sovereign bonds' consist of all sovereign exposures*

Where data is not available directly from the companies, estimated data is used from a third -party data provider.

Compliance of the investments in environmentally sustainable economic activities with the requirements laid down in Article 3 of Regulation (EU) 2020/852 is not subject to an assurance provided by one or more auditors or a review by a third party. Due to lack of data, it is not possible to provide a breakdown of the proportion of the investments per each of the environmental objectives set out in Article 9 of Regulation (EU) 2020/852 to which those investments contributed.

● **What was the share of investments made in transitional and enabling activities?**

The Strategy does not have any investments in transitional or enabling activities.



**What investments were included under “other”, what was their purpose and were there any minimum environmental or social safeguards?**

Cash is held as ancillary liquidity. There are no minimum environmental or social

safeguards. Investments under “other” are not used for hedging.



## What actions have been taken to meet the environmental and/or social characteristics during the reference period?

### Sector exclusions

During the reference period screenings were conducted at the time of a new investment and on a regular basis during the holding period to ensure that no investee companies exceed the level of involvement in the sectors mentioned above. Sustainability analytics are utilised to conduct these monthly screenings. No investee companies were sold due to the sector exclusions.

### UN Global Compact

Before the initial investment in an investee company is made, the Investment Manager of the Strategy evaluated whether the investee company were non-compliant with the 10 principles of the UN Global Compact.

### Active ownership

Engagement is an integral part of the investment process. It is anchored directly with the portfolio management team responsible for the Strategy.

<b>Total number of engagements for the period: 29</b>	
<b>Top 3 Topics within Environment</b>	Climate Change
	Circular Economy
	Water Management
<b>Top 3 Topics within Social</b>	Employee Engagement, Diversity & Inclusion
	Employee Health & Safety
	Product Quality & Safety
<b>Top 3 Topics within Governance</b>	Strategy
	Business Ethics
	ESG Integration & Reporting

All general meetings of investee companies are monitored and voting rights are exercised.

<b>Proxy Voting – Overview Statistics</b>		
<b>Meetings voted</b>	100%	28
<b>Proposals voted</b>	100%	432
<b>Meetings with at least one vote against management</b>	25%	
<b>Proposal Categories (Top 3)</b>	52%	Director Election
	7%	Discharge
	6%	Routine Business